

GC32 Two & Three Way Slam Centre

Features

- An exceptionally neat and compact unit which is used to make up 2-way or 3-way slam systems. 'Quick-fit' attachment points on case allow link bars to be quickly and easily attached, (generally with slam latches **GD9-22387**)
- The integral slam-bolt provides centre-latching when fitted
- System can be slammed shut even when an exterior handle is in 'locked' position. Attached slam bolts (adjustable) will return links to extended position.
- Rotation of follow-bush (as shown) withdraws slam bolt fully into case, also withdraws links by 7 mm at each end, which operate (attached) slam latches
- Unit is 'handed' by position of centre bolt and by direction of rotation of follow-bush (and operating handle)

Material

- Case and follow bush: Zinc die cast
- All other components: Mild steel

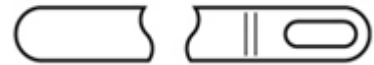
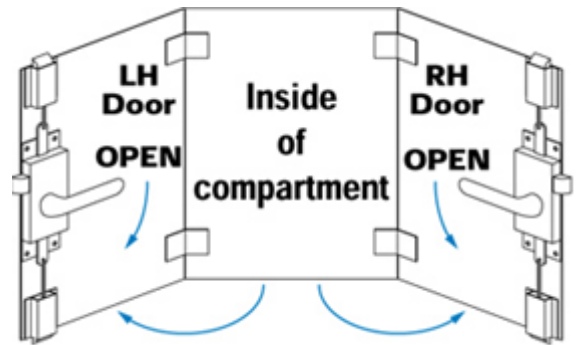
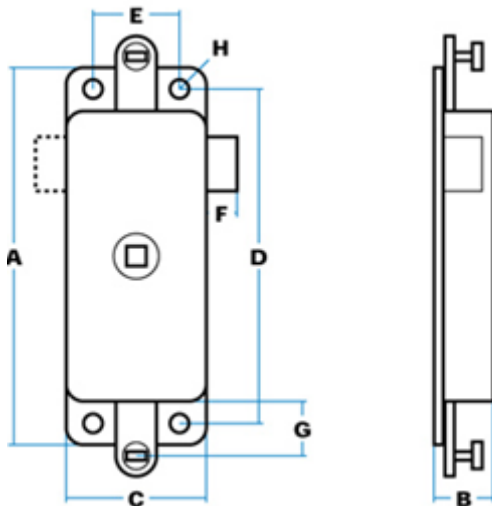
Notes

- Follow bush accepts 8 mm square shaft from both sides
- Rotation 40° to fully withdraw centre bolt and links, direction of rotation as shown in diagrams
- 915 mm linkage bar **G13497** sold separately



Right hand 3-way centre (GC32-G12507), shown with attachment points fully extended.

2-way centre (GC32-G12508) is identical, but without centre bolt.



Standard linkage bar G12497, used on 3-way slam system

| Part No. | Type | Direction | A | B | C | D | E | F | G | H |
|-------------|-------------------|-----------|-----|----|----|-----|----|----|---------------|------------------------------|
| GC32-G12506 | 3-Way Slam Centre | LH | 127 | 19 | 45 | 114 | 28 | 11 | Extended: 21 | Diameter: 5.5 mm c/s 8 mm |
| GC32-G12507 | | RH | | | | | | | | |
| GC32-G12508 | 2-Way Slam Centre | LH | | | | | | | Retracted: 14 | |
| GC32-G12509 | | RH | | | | | | | | |